

OpenDNS is

19.9%

Faster
than your current primary DNS server

Recommended configuration (fastest + nearest)

Primary Server	208.67.220.220	OpenDNS
Secondary Server	192.168.1.1	SYS-192.168.1.1
Tertiary Server	208.67.222.222	OpenDNS-2

► Tested DNS Servers

IP	Descr.	Hostname	Avg (ms)	Diff	Min	Max	TO	NX	Notes
208.67.220.220	OpenDNS	resolver2.opendns.com	36.96	19.9%	3.8	595.9	0	2	<ul style="list-style-type: none"> • twitter.com appears incorrect: 199.16.156.230, 199.16.156.38, 199.16.156.70, 199.16.156.102 • www.google.com is hijacked: 173.194.65.147, 173.194.65.99, 173.194.65.105, 173.194.65.104, 173.194.65.106, 173.194.65.103 • google.com appears incorrect: 173.194.65.139, 173.194.65.101, 173.194.65.100, 173.194.65.138, 173.194.65.113, 173.194.65.102
208.67.222.222	OpenDNS-2	resolver1.opendns.com	38.21	15.9%	4.3	597.8	0	2	<ul style="list-style-type: none"> • google.com appears incorrect: 173.194.65.100, 173.194.65.102, 173.194.65.139, 173.194.65.138, 173.194.65.101, 173.194.65.113 • www.google.com is hijacked: 173.194.65.147, 173.194.65.99, 173.194.65.105, 173.194.65.104, 173.194.65.106, 173.194.65.103 • twitter.com appears incorrect: 199.16.156.230, 199.16.156.38, 199.16.156.102, 199.16.156.198
8.8.4.4	Google Public DNS-2	google-public-dns-b.google.com	38.61	14.7%	7.9	597.7	0	2	<ul style="list-style-type: none"> • www.google.com is hijacked: 173.194.65.103, 173.194.65.99, 173.194.65.105, 173.194.65.106, 173.194.65.147, 173.194.65.104 • twitter.com appears incorrect: 199.59.149.230, 199.59.148.82, 199.59.149.198, 199.59.150.39 • google.com appears incorrect: 173.194.65.101, 173.194.65.100, 173.194.65.102, 173.194.65.139, 173.194.65.138, 173.194.65.113
129.250.35.250	NTT	x.ns.gin.ntt.net	39.29	12.7%	7.3	617.2	0	2	<ul style="list-style-type: none"> • google.com appears incorrect: 173.194.112.68, 173.194.112.66, 173.194.112.70, 173.194.112.73, 173.194.112.64, 173.194.112.67, 173.194.112.78, 173.194.112.69, 173.194.112.65, 173.194.112.71, 173.194.112.72 • www.google.com is hijacked: 74.125.136.103, 74.125.136.99, 74.125.136.106, 74.125.136.105, 74.125.136.104, 74.125.136.147 • twitter.com appears incorrect: 199.16.156.70, 199.16.156.102,

192.168.1.1	SYS-192.168.1.1	192.168.1.1	44.30		3.7	1295.2	0	2	<ul style="list-style-type: none"> 199.16.156.38, 199.16.156.198 • The current preferred DNS server. • www.google.com is hijacked: 74.125.138.104, 74.125.138.103, 74.125.138.99, 74.125.138.147, 74.125.138.106, 74.125.138.105 • google.com appears incorrect: 173.194.65.100, 173.194.65.102, 173.194.65.113, 173.194.65.138, 173.194.65.139, 173.194.65.101 • twitter.com appears incorrect: 199.16.156.102, 199.16.156.6, 199.16.156.70, 199.16.156.198
156.154.71.1	UltraDNS-2	rdns2.ultradns.net	88.23	-49.8%	6.4	3500.0	1	1	<ul style="list-style-type: none"> • www.google.com is hijacked: 173.194.113.51, 173.194.113.52, 173.194.113.48, 173.194.113.49, 173.194.113.50 • NXDOMAIN Hijacking • twitter.com appears incorrect: 199.16.156.102, 199.16.156.70, 199.16.156.198, 199.16.156.6 • google.com appears incorrect: 173.194.44.1, 173.194.44.8, 173.194.44.14, 173.194.44.2, 173.194.44.4, 173.194.44.9, 173.194.44.3, 173.194.44.5, 173.194.44.0, 173.194.44.6, 173.194.44.7
4.2.2.2	Level 3/GTEI-2	b.resolvers.Level3.net	88.81	-50.1%	14.1	2895.2	0	2	<ul style="list-style-type: none"> • google.com appears incorrect: 173.194.112.162, 173.194.112.160, 173.194.112.168, 173.194.112.169, 173.194.112.174, 173.194.112.161, 173.194.112.163, 173.194.112.165, 173.194.112.166, 173.194.112.164, 173.194.112.167 • twitter.com appears incorrect: 199.16.156.198, 199.16.156.230, 199.16.156.38, 199.16.156.102 • www.google.com is hijacked: 74.125.136.147, 74.125.136.105, 74.125.136.103, 74.125.136.104, 74.125.136.99, 74.125.136.106
194.98.65.65	UU EU 0300 FR	cache0300.ns.eu.uu.net	113.51	-61.0%	5.3	2126.7	0	2	<ul style="list-style-type: none"> • www.google.com is hijacked: 173.194.66.147, 173.194.66.106, 173.194.66.105, 173.194.66.99, 173.194.66.103, 173.194.66.104 • google.com appears incorrect: 173.194.45.71, 173.194.45.65, 173.194.45.70, 173.194.45.72, 173.194.45.69, 173.194.45.67, 173.194.45.78, 173.194.45.66, 173.194.45.73, 173.194.45.68, 173.194.45.64 • twitter.com appears incorrect: 199.16.156.102, 199.16.156.230, 199.16.156.198, 199.16.156.38
2001:470:20::2	Hurricane Electric IPv6	ordns.he.net	131.65	-66.4%	4.7	3500.0	1	4	<ul style="list-style-type: none"> • google.com appears incorrect: 173.194.65.102, 173.194.65.138, 173.194.65.139, 173.194.65.113, 173.194.65.100, 173.194.65.101 • Replica of Hurricane Electric [74.82.42.42] • twitter.com appears incorrect: 199.59.148.10, 199.59.149.198, 199.59.150.39, 199.59.148.82 • www.google.com is hijacked: 173.194.65.99, 173.194.65.147, 173.194.65.103, 173.194.65.104, 173.194.65.106, 173.194.65.105
216.146.35.35	DynGuide	resolver1.dyndnsinternetguide.com	225.11	-80.3%	8.7	3500.0	6	1	<ul style="list-style-type: none"> • twitter.com appears incorrect: 199.16.156.230, 199.16.156.102, 199.16.156.38, 199.16.156.198 • www.google.com is hijacked: 173.194.112.17, 173.194.112.20, 173.194.112.19, 173.194.112.16, 173.194.112.18 • NXDOMAIN Hijacking • google.com appears incorrect: 173.194.116.131, 173.194.116.137,

212.40.0.10

VTX
Datacomm
CH

ns1.datacomm.ch

250.73

-82.3%

25.3

3500.0

7

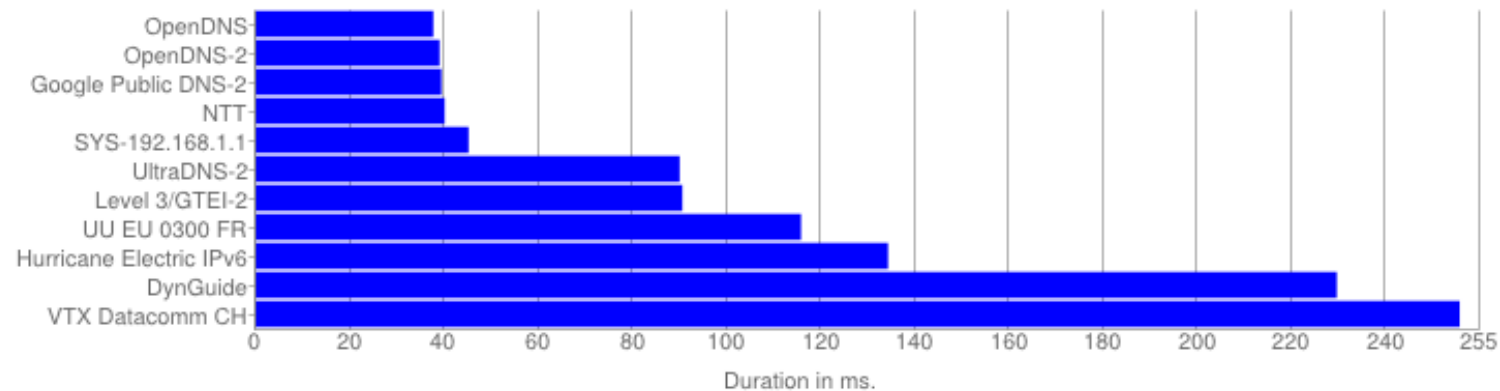
1

[173.194.116.129](#), [173.194.116.128](#), [173.194.116.132](#), [173.194.116.135](#),
[173.194.116.130](#), [173.194.116.133](#), [173.194.116.142](#), [173.194.116.136](#),
[173.194.116.134](#)

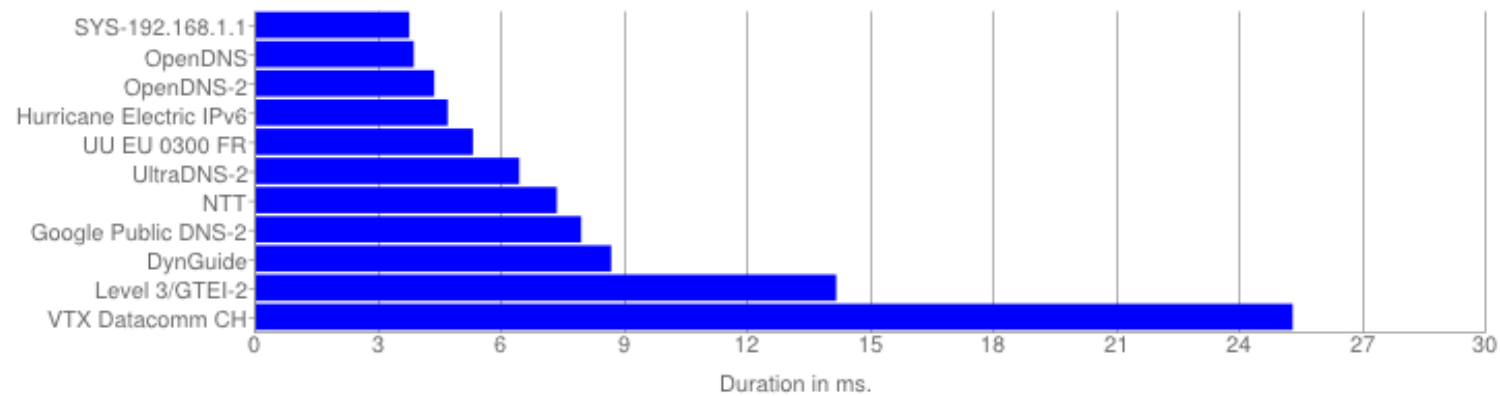
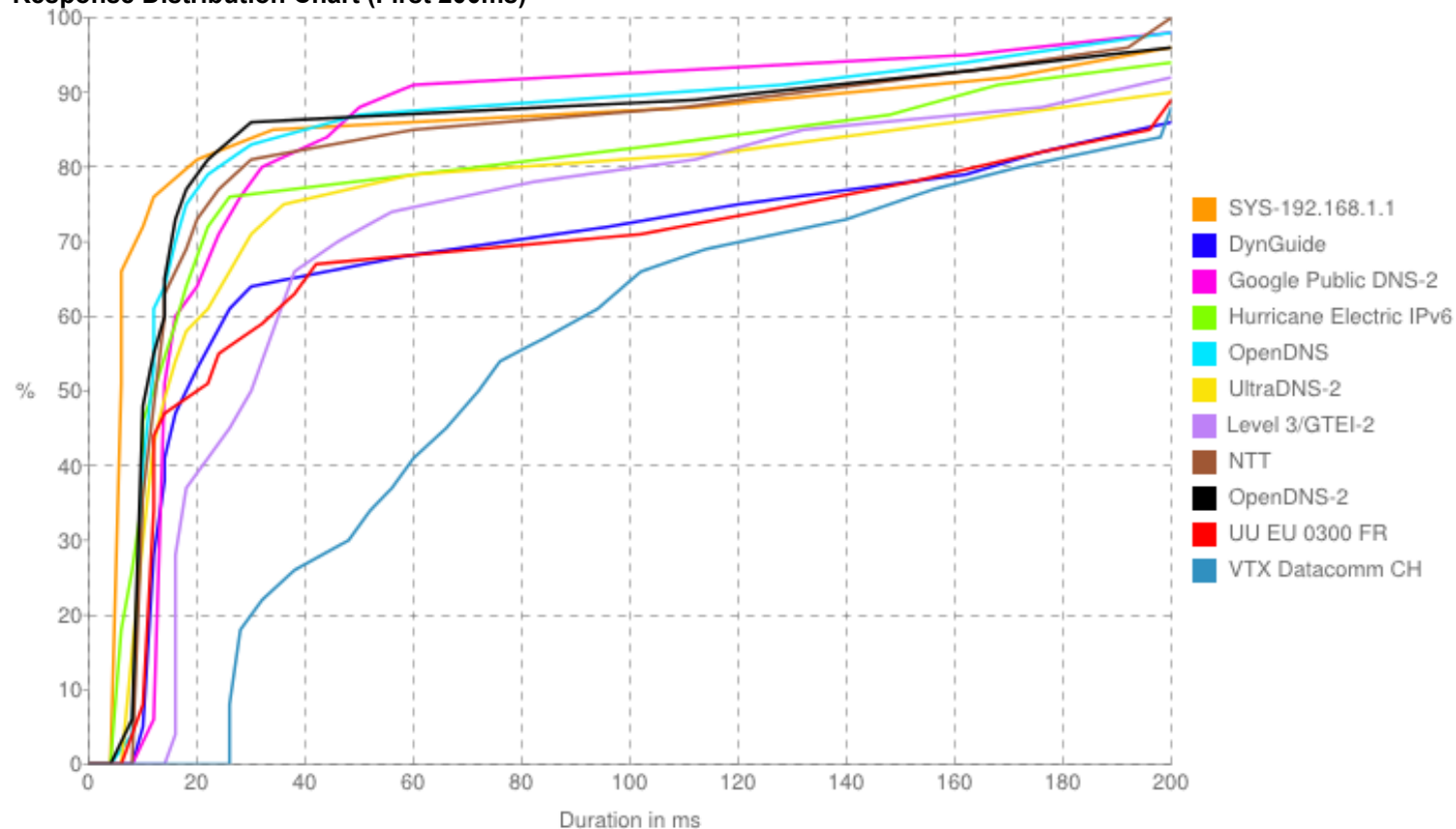
- [google.com](#) appears incorrect: [173.194.116.71](#), [173.194.116.72](#),
[173.194.116.73](#), [173.194.116.78](#), [173.194.116.64](#), [173.194.116.65](#),
[173.194.116.66](#), [173.194.116.67](#), [173.194.116.68](#), [173.194.116.69](#),
[173.194.116.70](#)
- [twitter.com](#) appears incorrect: [199.16.156.70](#), [199.16.156.102](#),
[199.16.156.198](#), [199.16.156.38](#)
- [www.google.com](#) is hijacked: [173.194.116.82](#), [173.194.116.83](#),
[173.194.116.84](#), [173.194.116.80](#), [173.194.116.81](#)

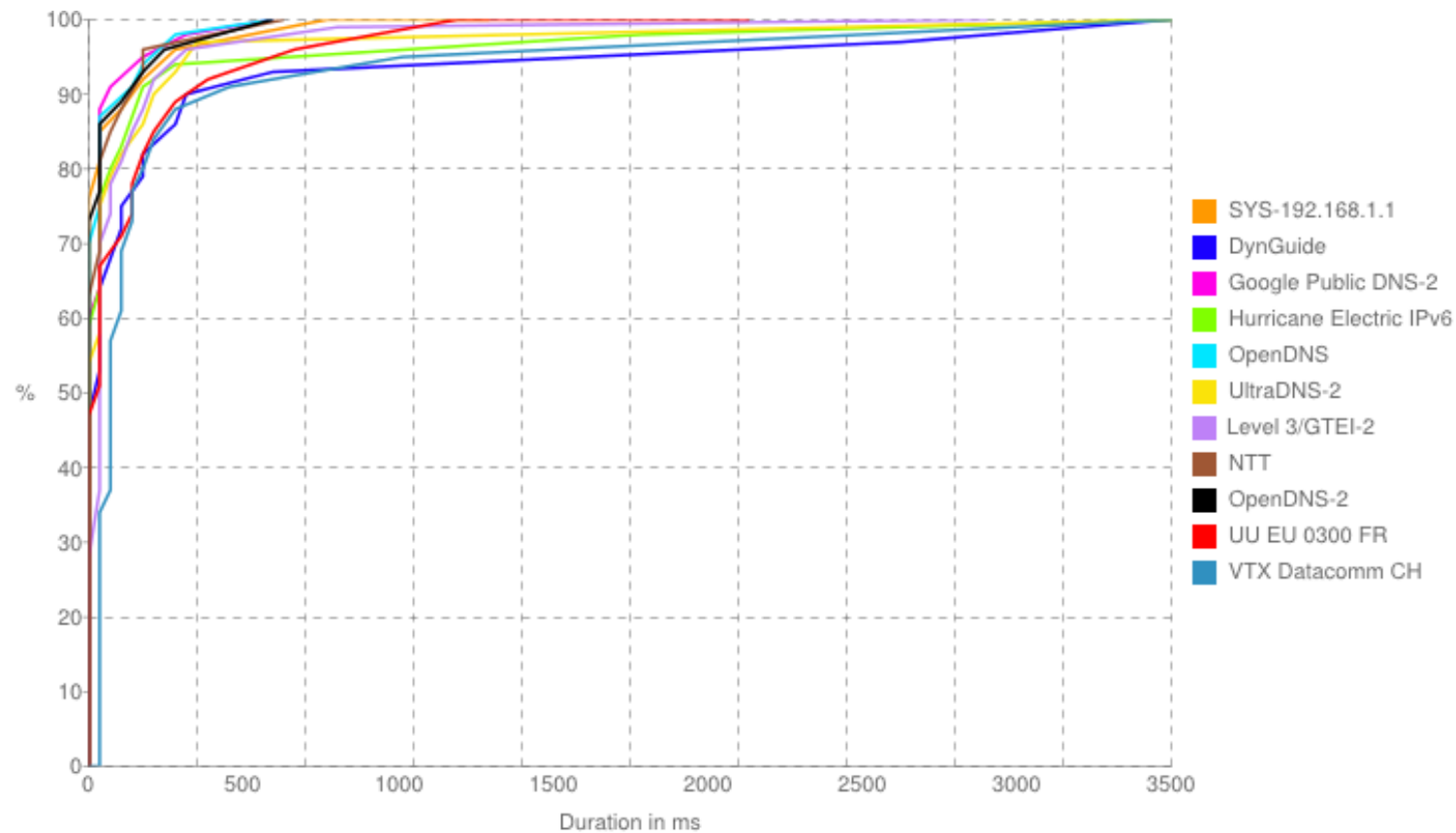
► Graphs

► Mean Response Duration



Fastest Individual Response Duration

**Response Distribution Chart (First 200ms)****Response Distribution Chart (Full)**



► Query Details

View the details in [Comma Separated Values \(csv\)](#) format.

► Configuration

Name	Value
benchmark_thread_count	2
enable_censorship_checks	0
health_thread_count	40

health_timeout	3.75
hide_results	0
input_source	chrome
num_servers	11
ping_timeout	0.5
query_count	250
run_count	1
select_mode	automatic
template	html
timeout	3.5
upload_results	0
version	1.3.1